


LED  line

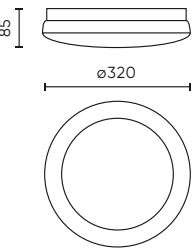
LEDIS





LED PLAFONNIER

LEDIS



Key features:

- ▶ Power (12/16W) and light colour (3000/4000/6000K) adjustment in a single luminaire – maximum versatility of use
- ▶ WHigh IP65 ingress protection and IK08 impact resistance
- ▶ Luminous efficacy up to 100 lm/W
- ▶ Variants with integrated motion sensor and emergency module
- ▶ Wall and ceiling mounting
- ▶ Aesthetic design without additional external elements

EFFICACY 100 lm/W

Power [W]:
12-16, 16

Luminous Flux [lm]:
1200-1600, 1600

Beam angle [°]:
120

Colour temperature [K]:
CCT 3000-4000-6000

Lifetime [h]:
L70B50 - 35.000

Housing:
polycarbonate

Diffuser:
ppolycarbonate

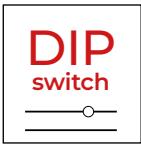
Application:

- ▶ Staircases and building entrances
- ▶ Facades, terraces and shelters
- ▶ Covered car parks and garages
- ▶ Swimming pools, saunas and spa areas
- ▶ Warehouses, workshops and production halls
- ▶ Utility and technical rooms

Functionality enclosed in a sealed form

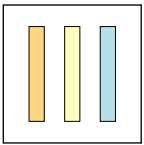
LEDIS is a ceiling light that redefines the concept of versatility in technical lighting. Its compact design combines everything you need for investment flexibility — colour temperature control (CCT), power selection (Power Select) and the option to add a microwave sensor and a 3-hour emergency module.

As a result, a single luminaire replaces multiple models, simplifying selection, logistics and installation. Every detail has been designed with reliability and aesthetics in mind: a sealed IP65-rated enclosure, IK08 mechanical resistance, a smooth, easy-to-maintain surface and a clean, neutral design that blends harmoniously into both outdoor and indoor spaces.



Power change switch

LEDIS allows you to switch power without changing the model. The built-in switch allows you to adjust the light parameters to the conditions of the room during installation.




CCT 3000-4000-6000K

LEDIS offers three light colours in one luminaire – from warm and cosy to cool and technical. This makes it easy to match the character of the lighting to the function of the space, without the need to select several luminaire models.



MV Sensor and emergency module


An optional motion sensor and emergency module ensure automatic operation, energy savings and safety in any situation.






Impact resistance




The robust polycarbonate construction and IK08 impact resistance rating protect the luminaire from accidental impacts and vandalism.


Technical specifications








W	beam	lm	symbol
16	120°	1600	218574
3000-4000-6000K			 








W	beam	lm	symbol
12-16	120°	1200-1600	218734
3000-4000-6000K			  



W	beam	lm	symbol
16	120°	1600	218758
3000-4000-6000K			   





W	beam	lm	symbol
16	120°	1600	218741
3000-4000-6000K			  



CCT 3000-4000-6000K




LEDIS offers three light colours in one luminaire – from warm and cosy to cool and technical. This makes it easy to match the character of the lighting to the function of the space without having to change the model. One luminaire – three effects.



Microwave motion sensor

LEDIS can be equipped with an optional microwave motion sensor that automatically controls the luminaire's operation, ensuring maximum energy efficiency and comfort of use. The detection range is up to 8 metres, and the sensor's operation can be precisely adjusted to the surrounding conditions:

- ▶ **Detection range:** 4 m (50%) / 8 m (100%)
- ▶ **Light maintenance time:** 5 s / 30 s / 1 min / 10 min
- ▶ **Daylight intensity threshold:** 50 lx / 10 lx / 2 lx
- ▶ **Standby mode:** 0 s / 30 s / 20 min / ∞
- ▶ **Standby maintenance:** 10% / 20% / 30% / 50%



Power change switch

LEDIS offers two power levels in one luminaire. A built-in switch allows you to select 12W or 16W, making it easy to adjust the light intensity to the height of the room and its purpose.

It is a simple solution that offers installation flexibility and real energy savings.



Thanks to its IP65 ingress protection rating and IK08 impact resistance, the luminaire can easily withstand contact with water, dust and impacts. It can be installed in areas exposed to rain, moisture or vandalism – from façades and car parks to stairwells and shelters.

For investors, this means certainty that the lighting will remain functional and aesthetic for years of operation, without the need for frequent inspections, repairs or replacement of luminaires.



LED line

WE CO-CREATE




LEDIN Group Sp. z o.o.
Dębowa 1
07-410 Tobolice
Poland

export@ledline.pl
ledline.eu

 /LEDIN Group Sp. z o.o.

 /LED line

 /LED line