

LED line

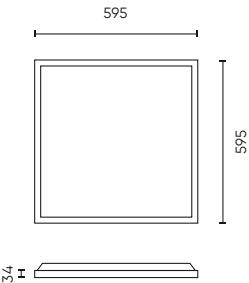
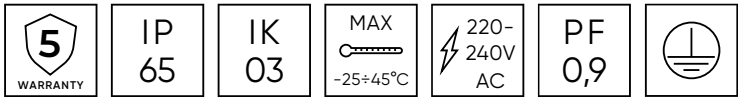
# LED PANEL IP65





## LED PANELS

# PANEL IP65



### Key features:

- ▶ Full IP65 protection on both sides of the LED panel
- ▶ Long lifespan up to 75,000 hours
- ▶ Easy and convenient recessed or frame-mounted installation
- ▶ Structure resistant to bending and deformation
- ▶ Integrated driver

### EFFICACY 120 lm/W

**Power [W]:**  
40

**Luminous flux [lm]:**  
4800

**Beam angle [°]:**  
120

**Colour temperature [K]:**  
4000



**Lifetime [h]:**  
L70B50 - 75.000

**Frame:**  
aluminium

**Diffuser:**  
polystyrene

### Application:

- ▶ Damp and wet areas
- ▶ Railway stations and shelters
- ▶ Car washes and workshops
- ▶ Bathrooms and shower areas
- ▶ Swimming pools



## IP65 protection

The IP65 LED panel is designed to operate in demanding environments. Its double-sided hermetically sealed construction protects against dust, moisture and water jets, making it ideal for bathrooms, swimming pools, car washes or sanitary areas.

Equipped with high-efficiency SMD 2835 LEDs in neutral white (4000K), it delivers comfortable, glare-free light while maintaining low energy consumption. A robust aluminium housing and a polystyrene diffuser ensure resistance to bending and deformation during transport or installation.

The IP65 panel comes with a 5-year warranty.

Degree of  
protection  
**IP65**



### Technical specifications



W	beam	lm	symbol
40	120°	4800	<b>218598</b>
4000K		<b>IP65</b>	○

### Accessories



Mounting frames  
for LED panels

Check the offer  
[www.ledline.pl](http://www.ledline.pl)





# LED line

---

## WE CO-CREATE




**LEDIN Group Sp. z o.o.**  
Dębowa 1  
07-410 Tobolice  
Poland

export@ledline.pl  
ledline.eu

 /LEDIN Group Sp. z o.o.

 /LED line

 /LED line