

GL GONIOSPECTROMETER
Lighting Research & Measurement Center

Report Wizard Sample Description Lines

Client name: *LED line®*
Model name: *Panel kwadrat ramka 40W 3200lm 4000K*
Item No: *249181*
Serial No.: *47812*
Made by: *Radosław Kośnik*

Eulumdat Fields

Company: *LEDline®*
Report number: *B806*
LuminaireName: *Panel kwadrat ramka 40W 3200lm 4000K*
LuminaireNumber: *249181*
FileName: *B806_249181_47812_G_20190902_R_P*
Date: *2019-09-02*

Dimensions of luminaire

Length: *591 mm*
Width: *591 mm*
Height: *11 mm*

Dimensions of luminous area

Length: *575 mm*
Width: *575 mm*
C0-plane *1 mm*
C90-plane *1 mm*
C180-plane *1 mm*
C270-plane *1 mm*

Lamps:

Number of lamps:	1
Type of lamps:	0
Total luminous flux:	3156,00 lm
Color temperatur:	4282.43 K
Color rendering index:	82,70
Wattage including ballast:	38,28 W

Utilization factors:

k = 0.60	0,278
k = 0.80	0,365
k = 1.00	0,441
k = 1.20	0,516
k = 1.50	0,575
k = 2.00	0,663
k = 2.50	0,714
k = 3.00	0,752
k = 4.00	0,805
k = 5.00	0,838

Electrical parameters

<i>U</i>	= 230,048 V
<i>I</i>	= 0,173 A
<i>P</i>	= 38,280 W
<i>Power factor</i>	= 0,963

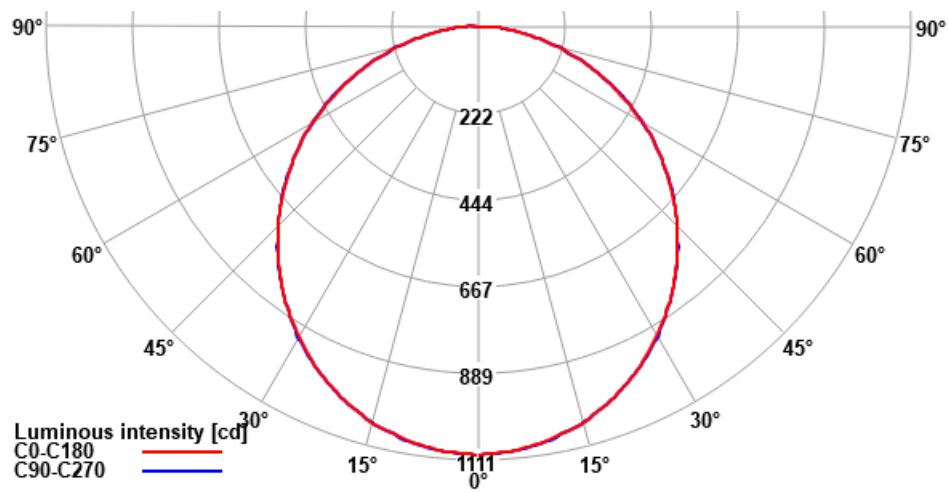
<i>Power apparent</i>	= 0,000 VA
<i>Power Reactive</i>	= 0,000 var
<i>Frequency Voltage</i>	= 0,000 Hz
<i>THD</i>	= 0,000 %

Temperature = 25.2 C

Goniometric measurement results

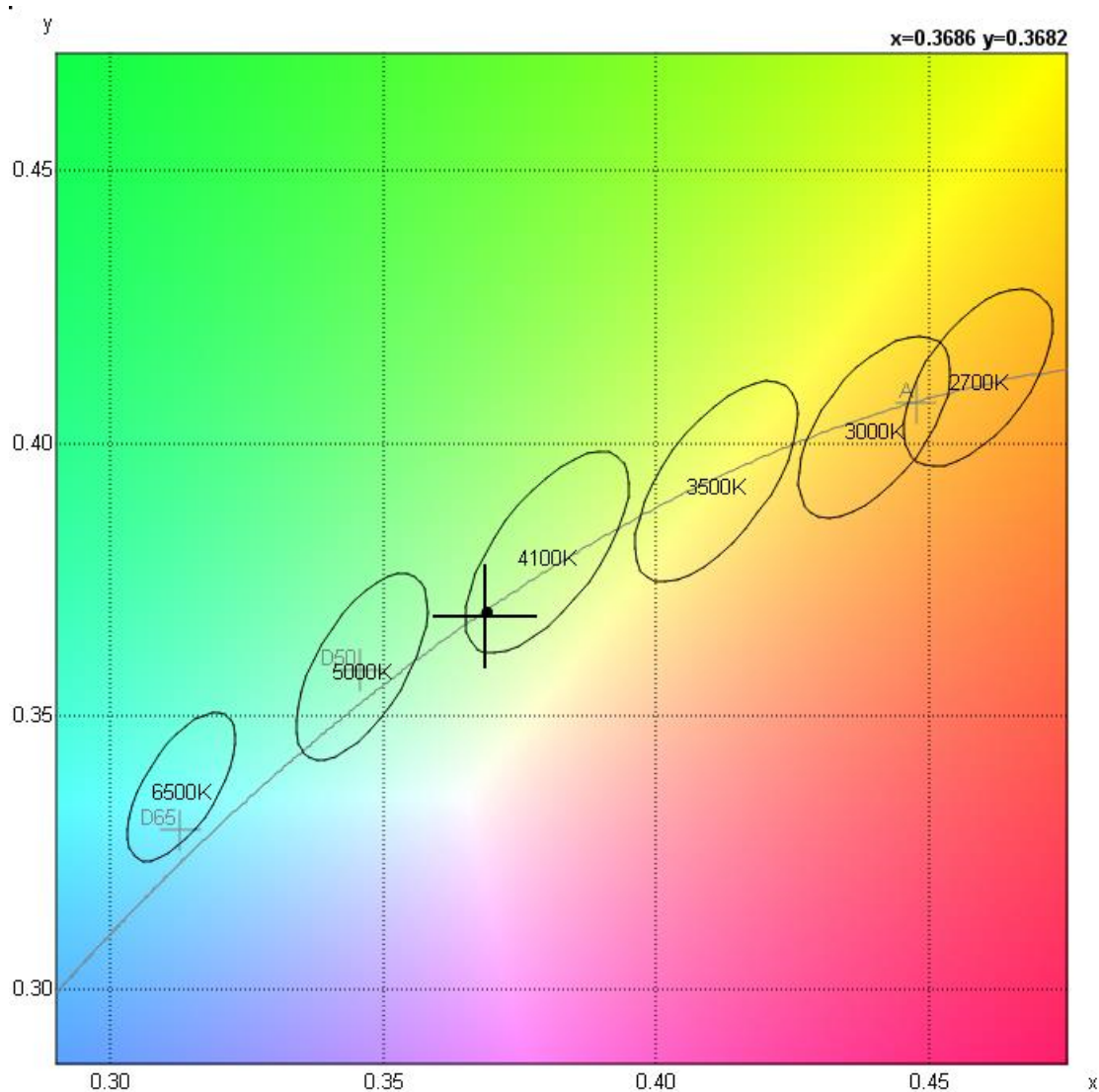
Total flux (utilized luminaire flux)	3156,00 lm
Flux in lower hemisphere	100,00 %
Flux in upper hemisphere	-0,00 %
Maximum luminous intensity	1099,94 cd
Light output ratio (LOR)	100,00 %
Luminous efficacy	82,45 lm/W

Light intensity distribution diagram

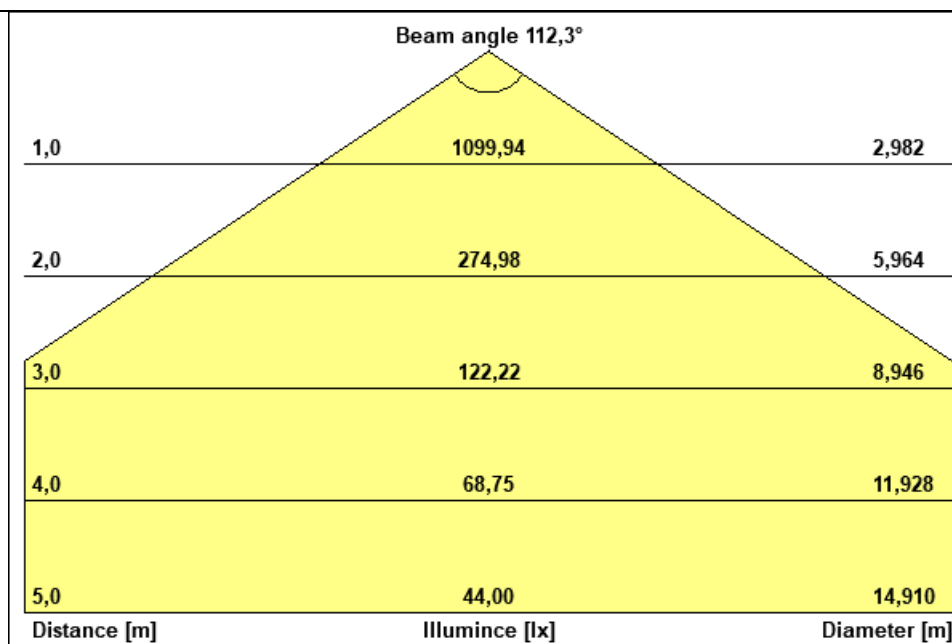


CIE 1931 diagram

x 0,3686
y 0,3682
Angular Colour Uniformity 0,0000
Binning 4100K



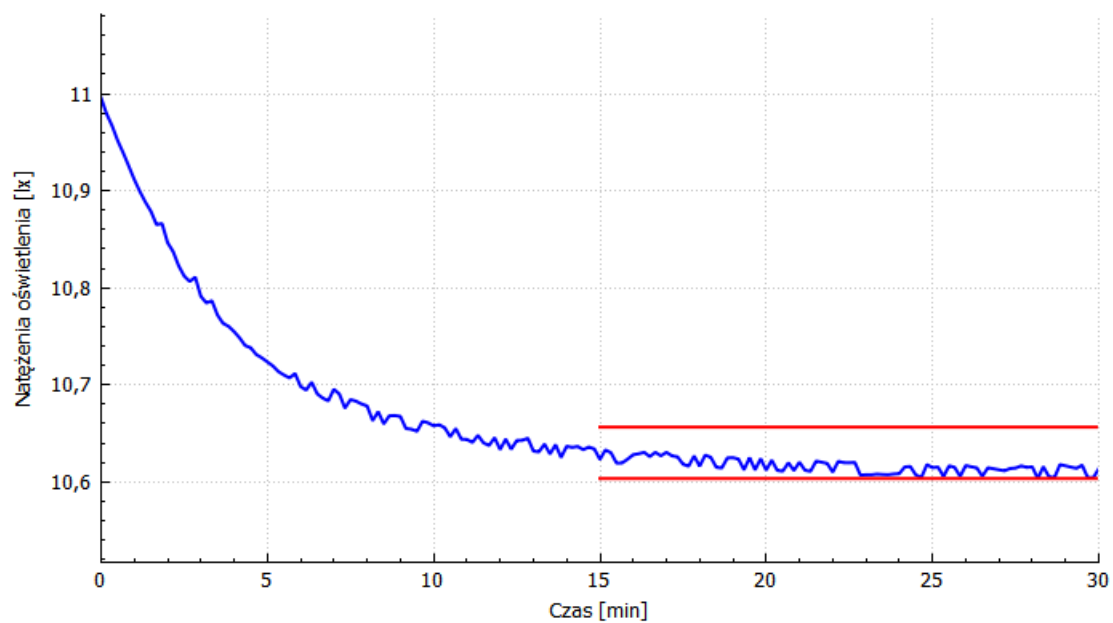
Beam cone



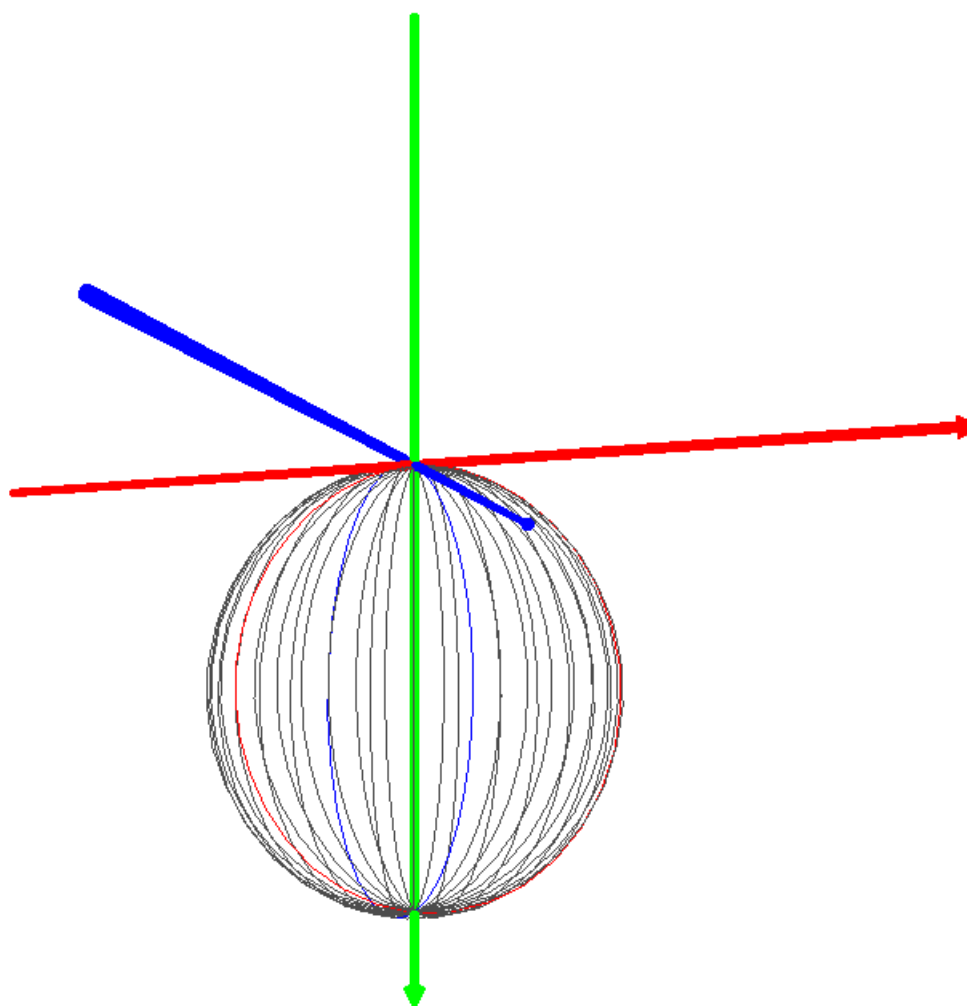
Distance [m]	Max illuminance [lx]	Diameter [m]
1	1099,9386	2,982
2	274,9846	5,964
3	122,2154	8,946
4	68,7462	11,928
5	43,9975	14,910

C plane	Beam angle	Gamma max	Start [°]	Stop [°]
Average	112,3°	5,0°	-56,1°	56,1°
0-180°	112,7°	5,0°	-56,4°	56,4°
90-270°	112,7°	5,0°	-56,3°	56,3°

Stabilization



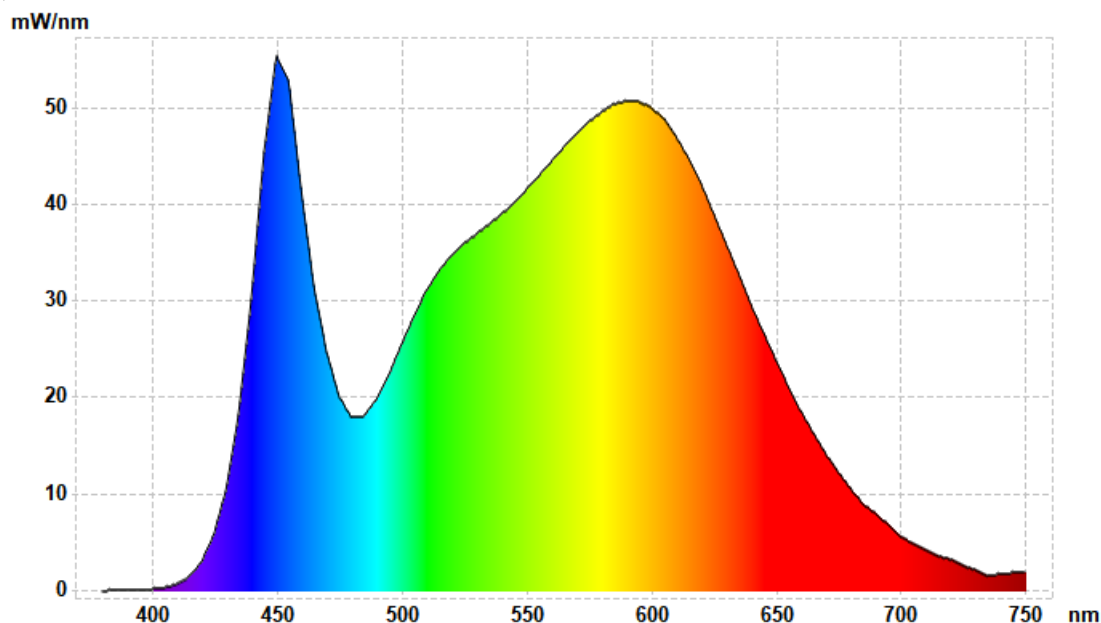
3D Chart



Legend

- - C0-C180
- - C90-C270
- - G0-G180

Spectral distribution



Results

CIE 1931 2° observer		CIE 1964 10° observer		Other	
x	0,3686	x	0,3744	CCT	4282
y	0,3682	y	0,3655	Chromaticity Error	0,003
Flux	3156,00 lm	u'	0,2256	Color Peak	450,92
		v'	0,4956	Color Peak Value	56,16
		L	100,00	Color Dominant	578,2
u'	0,2207	a	13,06	Luminous Intensity	0,00
v'	0,4960	b	25,58	Purity	
L	100,00	X	3227,80	Radiometric	8,9856
a	8,73	Y	3151,07	PAR	-
b	26,17	Z	2242,70	PPFD	-

Rendering Indices

Ra	82,7	Ra	82,7	Metamerism Indices	
R1	80,9	R8	63,6	Mivis	1,7
R2	89,5	R9	4,4	Miuv	4,3
R3	94,9	R10	74,7	Binning	
R4	81,1	R11	79,8	Binning	4100K
R5	81,2	R12	62,6	Brightness	
R6	84,9	R13	83,2		
R7	85,5	R14	97,5		